



Dear Parents/Guardians,

As we approach the end of the school year, we look back and reflect on how much each and every student in second grade has grown. They are great examples of how hard work and dedication pay off. With summer approaching, the students will be given a well-deserved break. While these months are a good opportunity for students to relax and celebrate their success, it is also important to continue to immerse your child in activities that will prepare them for the upcoming school year. During the SUMMER we encourage students to continue enforcing all the skills we learned this year. Attached you will find resources and activities that your child can work on. Be sure to also access the IRLA Reading Level Summer Packets for your child's level.

With Love,

2nd Grade Teachers



We want your children to be as prepared as possible for 3rd grade so please be sure to have them read over the summer months. They may log in to the following websites for continued reading practice. You can also use the IRLA resources according to your child's reading level to find books they can read and skills they should practice! Remember, your child should read for at least 30 minutes every day!

Lexia Core5

<https://www.lexiacore5.com/>

IRLA Bookshelf

<https://www.arcbookshelf.com/>

Supporting phonics videos

Multi syllable words

[https://youtu.be/pU-e\\_8Z9Bj4](https://youtu.be/pU-e_8Z9Bj4)

<https://youtu.be/9S7DY2lgJlU>

<https://youtu.be/iRdJ1bUaQV4>

Prefixes [\\_https://youtu.be/txNARc6bCxI](https://youtu.be/txNARc6bCxI)

Suffix-Lesson <https://members.turtlediary.com/video/suffix>

Diphthongs

<https://youtu.be/OdWkgYQnFcw->

<https://youtu.be/X8GKVbZph9I>







**Strategies for Decoding Unknown Words:** when you are reading and you come across a word you don't know try to use one of these strategies to help you figure out what the word is!



## Word Attack Strategies

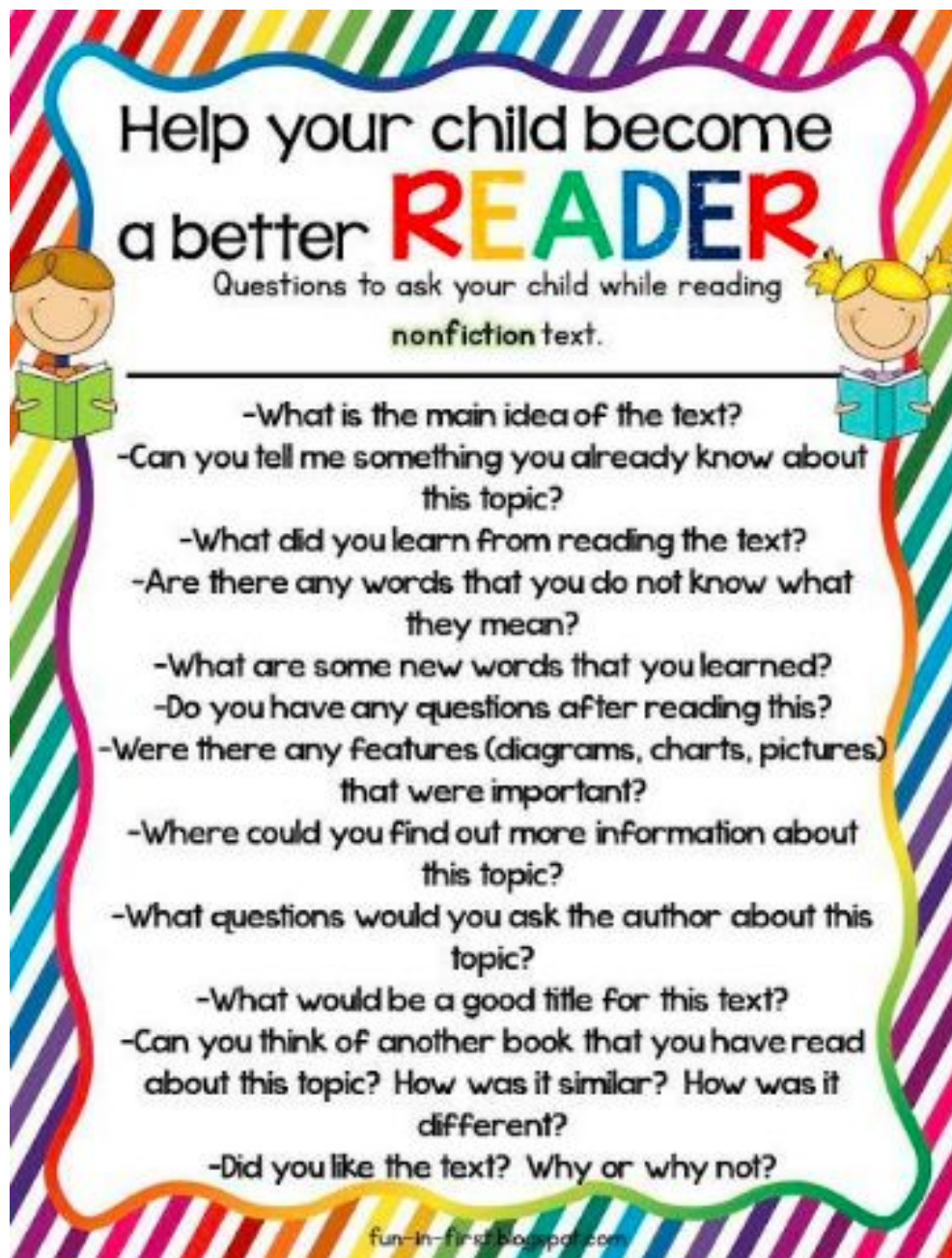
Tips for Tricky Words

Reader: \_\_\_\_\_ Room: \_\_\_\_\_

	<b>Stop</b> if something doesn't look right, sound right, or make sense.
	<b>Reread:</b> Go back and try again.
	Say the <b>first letter</b> sound.
	<b>Blend:</b> Say the first two letters.
plan man	Think of a word that looks the same and <b>rhymes</b> .
pl(an)	<b>Chunk:</b> Look for parts you know.
■an	<b>Cover</b> part of the word.
aeiou	Try a <b>different sound</b> for the vowel.
	<b>Context:</b> Ask "What word would make sense here?"
	Read to the end of the sentence and come back.

Comprehension questions to ask while you are reading fiction and non-fiction texts this summer!

\*Important skills include summarizing, and finding the main idea.



Help your child become  
a better **READER**  
Questions to ask your child while reading  
nonfiction text.

---

- What is the main idea of the text?
- Can you tell me something you already know about this topic?
  - What did you learn from reading the text?
- Are there any words that you do not know what they mean?
  - What are some new words that you learned?
- Do you have any questions after reading this?
- Were there any features (diagrams, charts, pictures) that were important?
  - Where could you find out more information about this topic?
- What questions would you ask the author about this topic?
  - What would be a good title for this text?
- Can you think of another book that you have read about this topic? How was it similar? How was it different?
  - Did you like the text? Why or why not?

fun-in-first.blogspot.com

# Help your child become a better **READER**

Questions to ask your child while reading  
fiction text.







- 
- Who is the main character?
  - What is the setting in the story? Does the setting change?
  - What was the problem in the story and how was it solved?
  - Did the character change during the story? How?
  - How are you like the main character? How are you different?
  - What do you predict will happen next in the story?
  - Why do you think the author chose this title for the story?
  - Do you like the title of the story? Why or why not?
    - Can you think of a different title for the story?
  - Which character from the story would you choose to be your friend? Why?
  - Which part of the story was the most exciting? Why?
  - Did you like the end of the story? Why or why not?
  - Which parts in the story could really happen? Which parts could not really happen?

Use this Short Response Checklist when answering text based questions. There is also a checklist provided to remind students how to write a complete, grammatically correct sentence.

**Short Response Checklist**

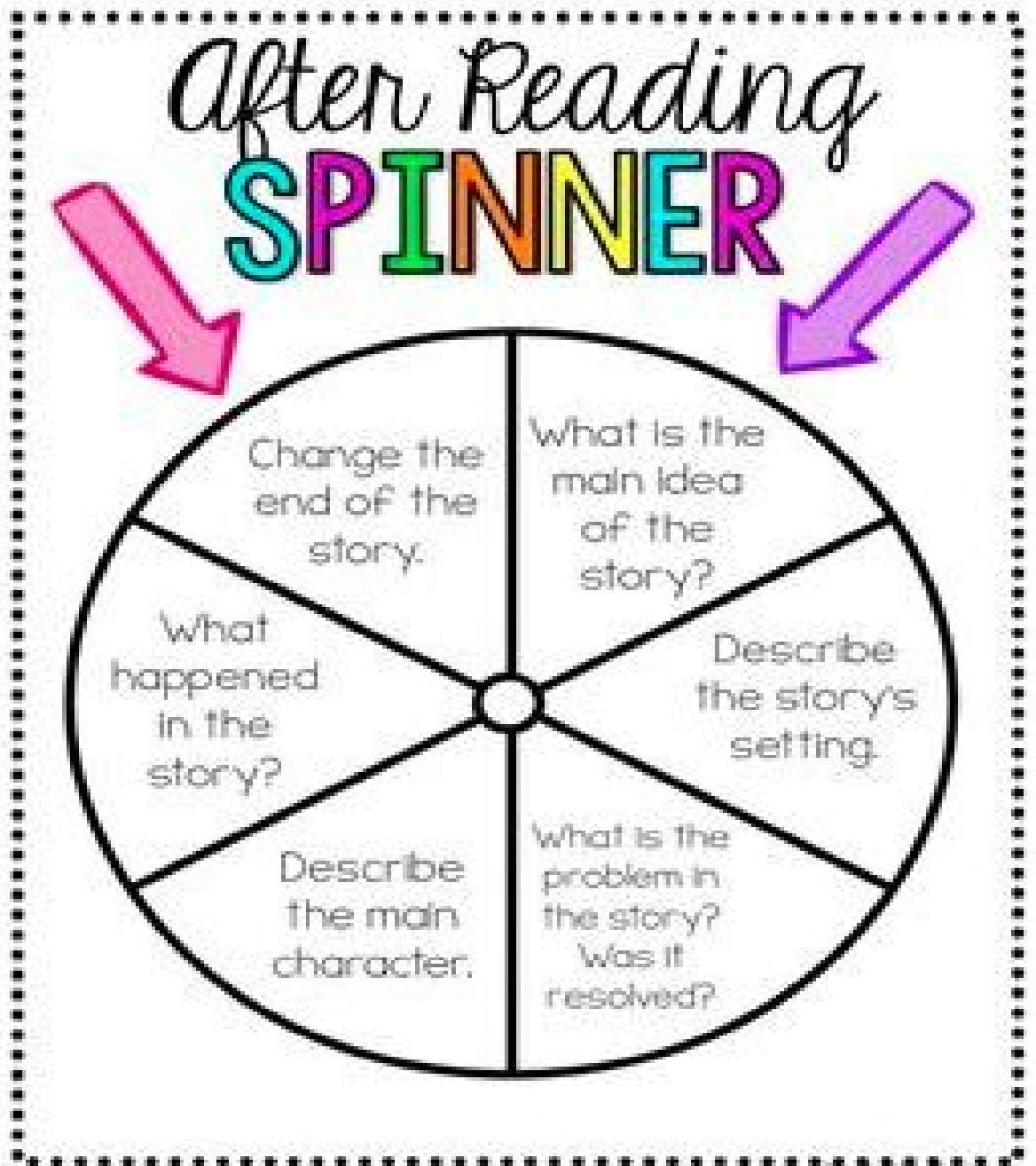
- 1. RESTATE the question**
- 2. ANSWER the question**
- 3. Use EVIDENCE from the TEXT to support your answer**
- 4. TIE UP your answer**

**Sentence Checklist**

Did I start my sentences with capital letters? 	
Did I use punctuation at the end of my sentences? 	
Did I leave finger spaces between my words? 	
Does my sentence convey a complete thought? 	

Some fun games to try before, during and after reading!

Play this game with fiction books











Play this game with fiction books!


# Roll and Chat

Take turns rolling the dice and talking about the topic next to that number.

If you roll a...	Chat about...
	What was your favorite part of the story and why?
	What is your favorite illustration and what does it show?
	Pick 2 characters. Compare how they are alike and different.
	What is the setting of the book?
	What happened at the end of the story?
	Did you learn any lessons from the story?

Play this game with non-fiction books!

## Roll and Retell

-  Tell the Main Idea of the book and a detail that supports it.
-  Tell 2 words you didn't know. Explain how you figured them out.
-  Tell 3 new facts you learned from the book.
-  Find 2 Text Features. Explain how they help you understand the story.
-  Tell 2 questions you still have about the topic.
-  Tell how this book is the same/different from another book about the same topic.

Hey Mrs G

Try to fill the whole Bingo Board by the end of the summer!

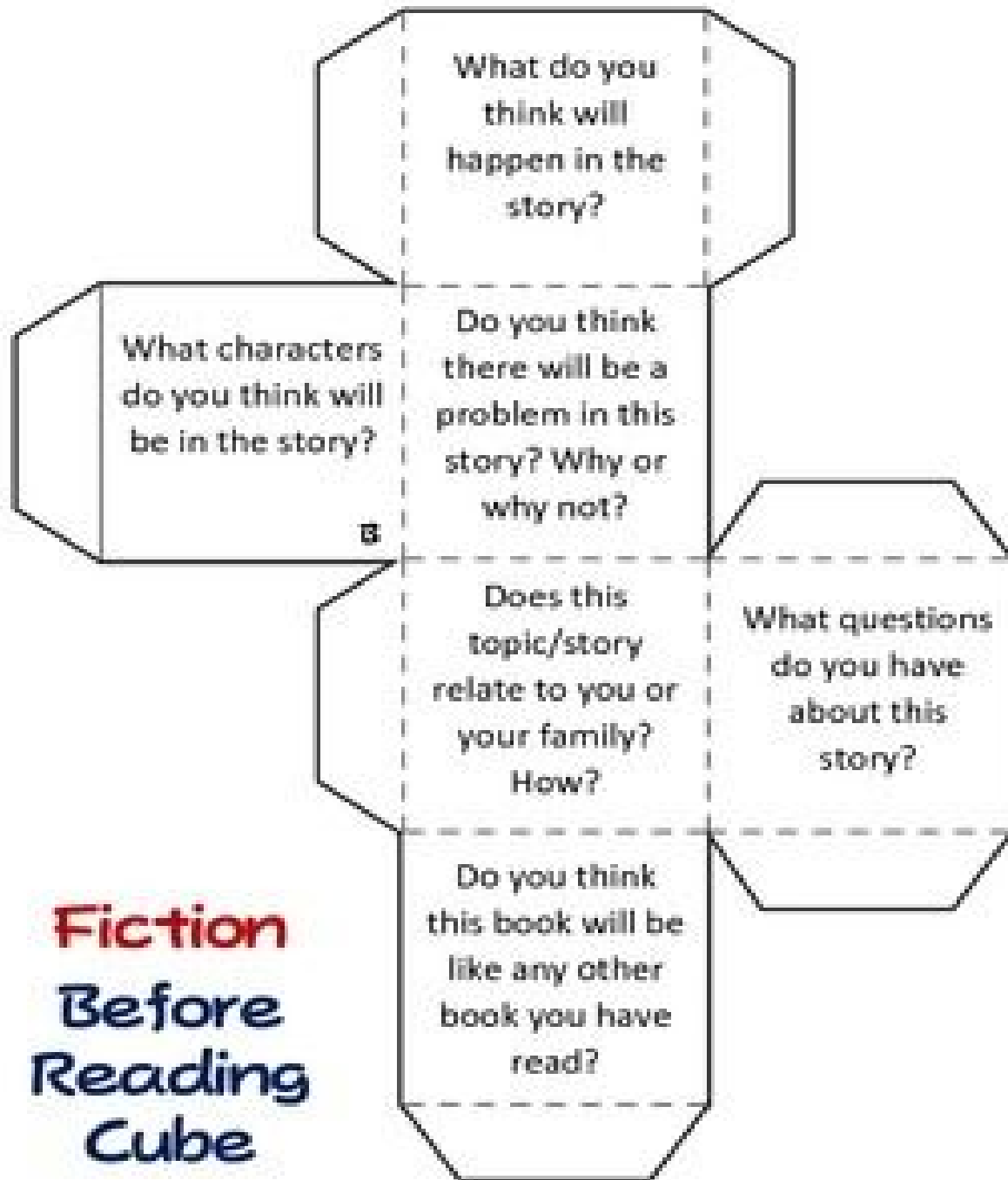
# SUMMER READING BINGO

As you complete each task, record the title and date for the book you read. Which column, row or diagonal will you finish first? Can you fill the entire card?

<p><b>Read a book that has been made into a MOVIE</b></p> <p>Title: _____</p> <p>Date: _____</p>	<p><b>SWAP a book with a FRIEND</b></p> <p>Title: _____</p> <p>Date: _____</p>	<p><b>Read a GRAPHIC NOVEL or COMIC BOOK</b></p> <p>Title: _____</p> <p>Date: _____</p>	<p><b>Read a book with a ONE WORD TITLE</b></p> <p>Title: _____</p> <p>Date: _____</p>	<p><b>Read a NON-FICTION book</b></p> <p>Title: _____</p> <p>Date: _____</p>
<p><b>READ ALOUD to someone else</b></p> <p>Title: _____</p> <p>Date: _____</p>	<p><b>Read a book that makes you LAUGH</b></p> <p>Title: _____</p> <p>Date: _____</p>	<p><b>Read in BED</b></p> <p>Title: _____</p> <p>Date: _____</p>	<p><b>Read a book by your FAVORITE AUTHOR</b></p> <p>Title: _____</p> <p>Date: _____</p>	<p><b>Listen to an AUDIO STORY</b></p> <p>Title: _____</p> <p>Date: _____</p>
<p><b>Read a book based on a TRUE STORY</b></p> <p>Title: _____</p> <p>Date: _____</p>	<p><b>DRAW a PICTURE about what you read today</b></p> <p>Title: _____</p> <p>Date: _____</p>	<p><b>Read a book PUBLISHED this YEAR</b></p> <p>Title: _____</p> <p>Date: _____</p>	<p><b>Read IN or UNDER a TREE</b></p> <p>Title: _____</p> <p>Date: _____</p>	<p><b>Read an ADVENTURE story</b></p> <p>Title: _____</p> <p>Date: _____</p>
<p><b>Read a book about a HISTORIC event</b></p> <p>Title: _____</p> <p>Date: _____</p>	<p><b>Read your BEST FRIEND'S favorite book</b></p> <p>Title: _____</p> <p>Date: _____</p>	<p><b>Read a book with an ANIMAL on the cover</b></p> <p>Title: _____</p> <p>Date: _____</p>	<p><b>RECORD an AUDIO STORY of you reading</b></p> <p>Title: _____</p> <p>Date: _____</p>	<p><b>Read a book about something SCIENTIFIC</b></p> <p>Title: _____</p> <p>Date: _____</p>
<p><b>Read a book with a NUMBER in the TITLE</b></p> <p>Title: _____</p> <p>Date: _____</p>	<p><b>Read a MAGAZINE about a topic of interest</b></p> <p>Title: _____</p> <p>Date: _____</p>	<p><b>Read a book while EATING a SNACK</b></p> <p>Title: _____</p> <p>Date: _____</p>	<p><b>DRAW a picture of your ALL-TIME favorite character</b></p> <p>Title: _____</p> <p>Date: _____</p>	<p><b>Read a book by a NEW-TO-YOU author</b></p> <p>Title: _____</p> <p>Date: _____</p>





Play this game *before* you begin reading your book!

\*Cut around the outside and fold into a cube\*









To improve writing skills:  
 Keep a journal of things done over the summer *or*  
 complete these prompts each day

## July Writing Prompts

Sunday	Monday	Tuesday	Wednesday	Thursday	Friday	Saturday
			1 What are the three best things about summer vacation?	2 Describe what sights, sounds, or smells make you feel patriotic.	3 Write a letter to a student in another country explaining what you like about the United States.	4 To me, liberty means...
5 Do you enjoy fireworks? Why or why not?	6 One thing I think my best friend would enjoy doing this summer is...	7 It's National Ice Cream Month! Describe your favorite ice cream flavor.	8 What celebrity do you admire? Explain why you look up to this person.	9 On the perfect summer vacation, where would you go and what would you do?	10 If someone offered you flying lessons, would you want to learn to fly a plane? Explain.	11 Would you rather spend the day at the beach or at a water park? Explain.
12 Imagine it's a rainy summer day. Write a story about how you spend your day indoors.	13 Write about a time you felt relieved.	14 If I could go back and relive a day from last year, it would be...	15 Write a funny story about a summer vacation gone wrong!	16 Imagine you opened your own summer camp for kids. Describe what it is like.	17 Draw a plan for a new school playground. What equipment would you put on it?	18 If you could only choose one, would you rather have a cell phone or a television? Explain.
19 Draw a map of your home, school, or neighborhood. Describe your favorite place there.	20 It's National Zookeeper Week! What zoo animal would you want to care for? Why?	21 Do you think it is important to have good handwriting? Why or why not?	22 Is it better to be polite or assertive? Explain why you think so.	23 Imagine you had a summer business. What would you sell or do?	24 This summer, I really hope my parents don't...	25 Would you rather watch a baseball game or play on a baseball team? Explain.
26 Today is Parents' Day! What makes your parents special to you?	27 What are your three favorite ways to beat the heat?	28 Do you think kids should decide their own bedtime? Why or why not?	29 Would you rather be able to speak five languages or play five instruments? Why?	30 How much time do you think kids should spend outside on a summer day? Explain.	31 I laughed so hard the time I...	
						

# August Writing Prompts

Sunday	Monday	Tuesday	Wednesday	Thursday	Friday	Saturday
						 1 If you could be any book character, who would you be and why?
2 Write to your principal explaining why school should start later (or earlier) this year.	3 Explain three reasons why your family is important to you.	4 If you could trade places with a friend for a day, who would it be and why?	5 One thing about myself that makes me feel proud is the way I...	6 Would you rather be a lifeguard or a firefighter? Why?	7 What event in history has had the most significant impact on your life? Why?	8 If you could create a new holiday, what would it be and how would you celebrate?
9 Think of a pet you would never be allowed to have. Explain why you should have one!	10 Make a list of the places you would most like to visit on a class field trip.	11 Are tests a good way to evaluate what you know? Why or why not?	12 Write a story about finding a treasure map. Where does it lead and what do you do?	13 Think about something you have achieved. Explain how you reached your goal.	14 I've never laughed as hard as the time I...	15 What is one thing you would like to change about your bedroom?
16 Write about a time you were surprised by someone's actions.	17 Would you rather swim in a pool or swim in the ocean? Explain.	18 Of all the things I own, I really could not live without my _____ because...	19 If you had a magic power, what would it be and why?	20 Write a story about winning a contest! What was the prize and how did you win?	21 Think about a time you felt disappointed. What happened and how did you handle it?	22 The coolest thing I've ever seen was...
23 Would you rather spend all day reading books or watching movies? Why?	24 If you could choose anything, what would you do on the last day of summer? Explain.	25 At the start of a new school year, I often wonder...	26 What are three things that are important for every kid your age to know?	27 It's hard to believe that some people don't like to...	28 Five things I am looking forward to about this school year are...	29 Do you think it's more important to be good at spelling or math? Explain.
30 One thing I am glad I did this summer is...	31 I wish my parents thought I was old enough to...					

## Math Section

We want your children to be as prepared as possible for 3rd grade so we have included various math centers and word problem protocols in order to enhance and reinforce different math foundational skills. In addition to the math centers that are available we have assigned various math assignments on I-Ready for your child to complete. Use the link below to log in to your child's i-ready account.

<https://login.i-ready.com/>

The SOLVE protocol is a school wide strategy that is used for solving math word problems

<p><b>S</b></p>	<p><b>STUDY THE PROBLEM</b></p> <ul style="list-style-type: none"> <li>• Underline or highlight the <b>Question</b>.</li> <li>• Rewrite the question as a <b>statement</b> in your own words.</li> </ul> <p><b>This question is asking me to find the amount of chairs.....</b></p>
<p><b>O</b></p>	<p><b>ORGANIZE THE FACTS</b></p> <ul style="list-style-type: none"> <li>• Identify/strike the <b>all of the facts</b>.</li> <li>• <b>Cross out</b> unnecessary facts and <b>list</b> the necessary facts.</li> </ul>
<p><b>L</b></p>	<p><b>LINE UP A PLAN</b></p> <ul style="list-style-type: none"> <li>• Choose an <b>operation</b>.</li> <li>• Write out a plan in <b>words</b>.</li> <li>• No <b>numbers</b> (including number words).</li> </ul>
<p><b>V</b></p>	<p><b>VERIFY YOUR PLAN WITH ACTION</b></p> <ul style="list-style-type: none"> <li>• <b>Estimate</b> FIRST!!!</li> <li>• Carry out the <b>plan</b>.</li> </ul>
<p><b>E</b></p>	<p><b>EXAMINE THE RESULTS</b></p> <ul style="list-style-type: none"> <li>• Does my answer make <b>sense</b>? (Refer to the "S")</li> <li>• Is my answer <b>reasonable</b>? (Refer to the estimate in "V")</li> <li>• Is my answer <b>accurate</b>? (Check work w/ new strategy)</li> <li>• Write the answer in a <b>complete sentence</b>.</li> </ul>



## Word Problems to practice using SOLVE:

There were some fire engines at the fire station. 16 left to go and fight fires. Then there were 15 fire engines at the station. How many fire engines were at the fire station to begin with?



E

There were some parrots in a tree. 22 of them flew away. Now there are 14 parrots in the tree. How many parrots were in the tree before?



F

There were some sheep in the field. The farmer took 28 of them into the barn. Then there were 17 sheep in the field. How many sheep were in the field to start?



G

31 helicopters sat on the launch pad. At two o'clock some helicopters flew away. 15 helicopters still sat on the launch pad. How many helicopters flew away?



M

47 taxi cabs were parked in the parking lot. Some taxi cabs went to pick up passengers. 15 taxi cabs stayed in the parking lot. How many taxi cabs went to pick up passengers?



N

Jack had 23 t-shirts. He gave some to his brother. Now Jack has 15 t-shirts. How many t-shirts did Jack give to his brother?



O

# MATH GAMES

## Doubles Memory

4			
			Double 2

**Materials:** Doubles Memory Cards

---

1. Spread out all the cards facedown.
2. Take turns to turn over 2 cards. If the cards match say the doubles fact and keep the pair of cards.

Double \_\_ is \_\_.

If the cards do not match, place them face down again.

3. Keep going until all pairs have been found. The winner is the player with the most pairs at the end of the game.

Double \_\_ is \_\_.

Print and cut out the cards to play Doubles Memory

Double 1	Double 2	Double 3
-------------	-------------	-------------

Double 4	Double 5	Double 6
-------------	-------------	-------------

©K-5MathTeachingResources.com

Double 7	Double 8	Double 9
-------------	-------------	-------------

Double 10	Double 11	Double 12
--------------	--------------	--------------

2

4

6

8

10

12

14

16

18

20

22

24

# Magic Squares

The magic number is 15.

		6
4	9	

**Materials:** Magic Squares cards

1. Choose a magic square. Draw the square in your math notebook or on a sheet of paper.
2. Use addition to complete the magic square. The values in each of the rows, columns and diagonals must add up to the same sum (the magic number).
3. Explain your strategy for completing the magic square.

**Challenge:** Create your own magic square for a friend to solve.

©K-5MathTeachingResources.com

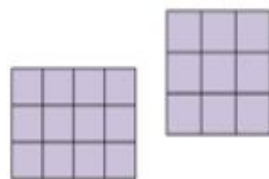
The magic number is 60.

		16
28	20	

The magic number is 15.

		6
4	9	

# Array Match



**Materials:** Match the Array cards

---

1. Work with a partner. Place the cards facedown on the table.
2. Take turns to flip over two cards and look for a matching pair. If the two cards match read aloud the array description and complete the sentence. Explain your strategy for figuring out how many squares are in the array.
3. If the player correctly names how many squares are in the array s/he keeps both cards. If the player does not correctly name how many squares are in the array the cards must be placed facedown again.
4. Continue to take turns until all cards have been picked up. Count to see who has the most cards.

# Print and cut out the cards to play Array Match

Set 1

This array has 2 rows and 3 columns. It has \_\_\_ squares.

Set 1

This array has 2 rows and 4 columns. It has \_\_\_ squares.

Set 1

This array has 2 rows and 5 columns. It has \_\_\_ squares.

Set 1

This array has 3 rows and 3 columns. It has \_\_\_ squares.

Set 1

This array has 3 rows and 4 columns. It has \_\_\_ squares.

Set 1

This array has 3 rows and 5 columns. It has \_\_\_ squares.

Set 1

This array has 4 rows and 5 columns. It has \_\_\_ squares.

Set 1

This array has 5 rows and 1 column. It has \_\_\_ squares.

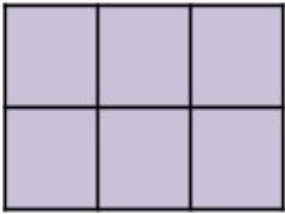
Set 1

This array has 5 rows and 5 columns. It has \_\_\_ squares.

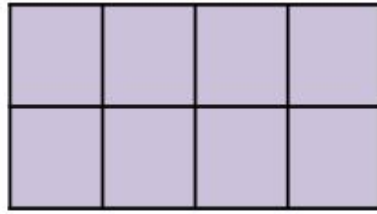


# Print and cut out the cards to play Array Match

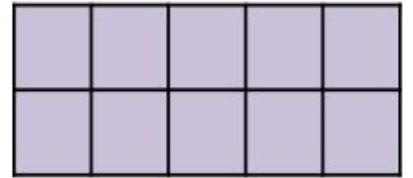
Set 1



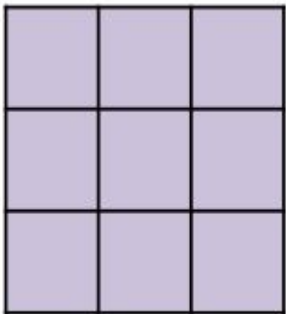
Set 1



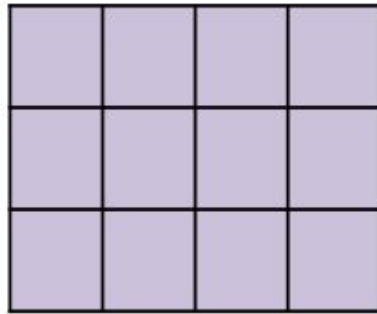
Set 1




Set 1



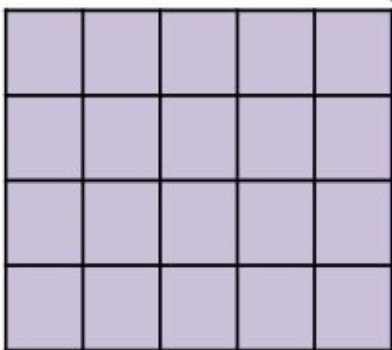
Set 1



Set 1




Set 1



Set 1



Set 1



# Money Board

**Materials:** Money Board, coins and bills

1. Work with a partner. Choose one row of problems on the Money Board that you will both solve.
2. Solve the problems in your notebook or on a sheet of paper. Be sure to show your work and answer each question in a sentence.
3. Share your work with your partner.
4. Shade in your completed problems on the board.
5. Repeat with a different row of problems.

What is the value of 6 ten dollar bills and 8 pennies?	How many quarters are in 2 dollars?	Show \$1.75 without using any nickels.	Show three different ways to make \$1.45.
Show three different ways to make \$2.00.	What is the value of 3 five dollar bills and 2 dimes?	How many dimes are in 3 dollars?	Show \$2.37 without using any dimes.
Show \$4.55 without using any quarters.	Show three different ways to make \$5.55.	What is the value of 8 ten dollar bills and 3 quarters?	How many nickels are in 2 dollars?
How many pennies are in 3 dollars?	Show \$6.25 without using any one dollar bills.	Show three different ways to make \$6.30.	What is the value of 4 five dollar bills and 8 nickels?

## Money Board

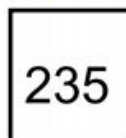

What is the value of 3 quarters and 2 dimes?	How many nickels are in one dollar?	Show 45¢ without using any nickels.	Show three different ways to make 46¢.
Show three different ways to make 56¢.	What is the value of 6 pennies and 7 dimes?	How many dimes are in one dollar?	Show 37¢ without using any dimes.
Show 65¢ without using any quarters.	Show three different ways to make 60¢.	What is the value of 2 quarters and 5 nickels?	How many pennies are in one dollar?
How many quarters are in one dollar?	Show 96¢ without using any nickels.	Show three different ways to make 75¢.	What is the value of 6 dimes, 3 nickels and 4 pennies?

# Base Ten Concentration

**Materials:** Base Ten Concentration cards

---

1. Work with a partner. Place the Base 10 Concentration cards facedown on the table.
2. Player A: Turn over one card. Tell your partner what you need to turn over next to have a matching card.
3. Player A: Turn over a second card. If your two cards match keep them. If the cards do not match turn them facedown again.
4. Player B: Complete steps 2-3.
5. Keep taking turns until all pairs of cards have been found.



I know that \_\_ hundreds,  
\_\_ tens and \_\_ ones  
equals \_\_ .

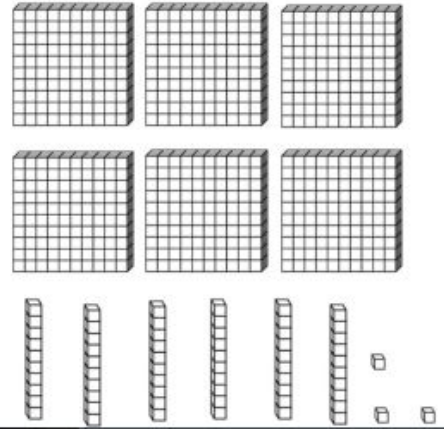
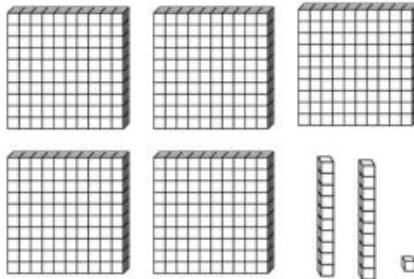
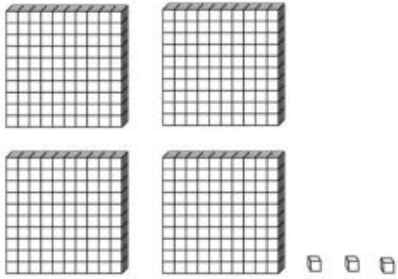
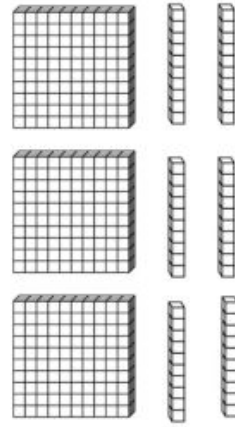
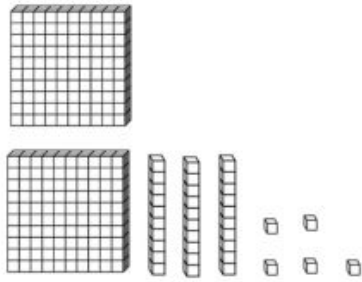
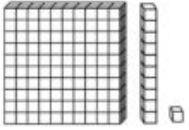
---

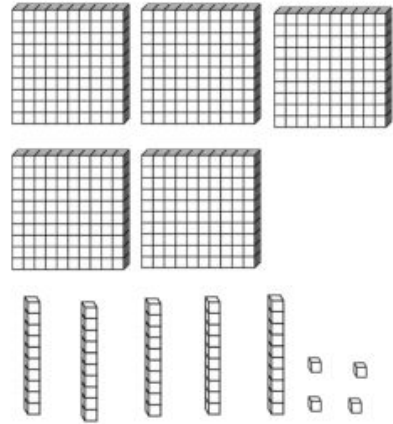
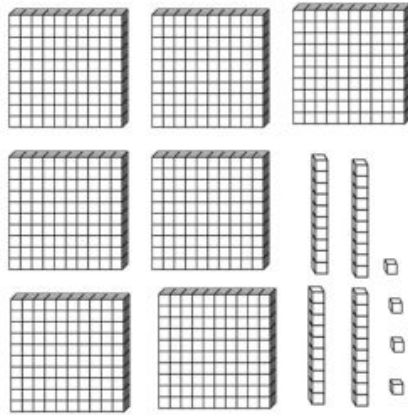
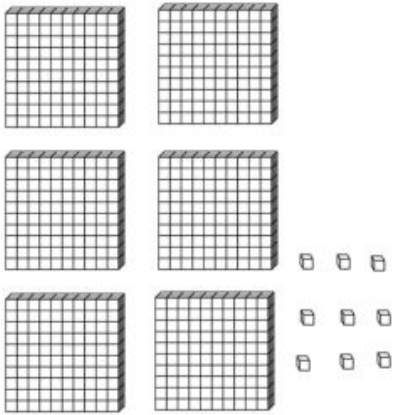
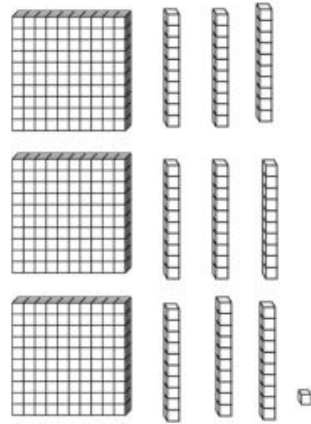
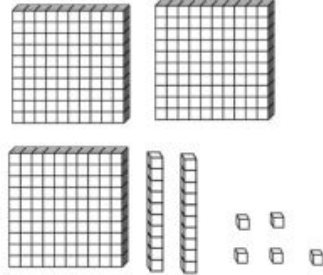
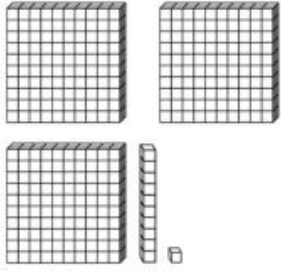
I know that \_\_\_\_  
hundreds, \_\_\_\_ tens,  
and \_\_\_\_ ones equals  
\_\_\_\_.

My picture card has  
\_\_\_\_ hundreds, \_\_\_\_ tens  
and \_\_\_\_ ones. I need  
to find the numeral \_\_\_\_.

I need to find \_\_\_\_  
because .....

My numeral card has  
\_\_\_\_. I need to find a  
picture card with \_\_\_\_  
flats, \_\_\_\_ longs and  
\_\_\_\_ ones.





111

235

360

403

521

663



311	325	391
609	744	554

